

# RATING METHODOLOGY

The logo for MARC Ratings, featuring the word "MARC" in a bold, red, serif font, centered between two horizontal blue lines.

## PORT OPERATORS/ PORT AUTHORITIES

### INTRODUCTION

This methodology applies to debt or sukuk issuances raised by maritime port operators. The port operator can be a private entity which holds a long-term concession agreement granted by the government or a port authority to operate port facilities. These concessions are generally governed by compliance standards and mandatory investments to promote growth in trade activities.

For a port operator under a concession, MARC Ratings will assess the termination risk of the concession and the execution risk related to the mandated capex programmes under the concession, along with other risks under the general analytical framework that the rating agency employs for corporate debt ratings.

For a port authority, MARC Ratings typically will assess the likelihood of the government, federal or state as the case may be, taking timely extraordinary measures that will mitigate the standalone credit risk of the entity during stress periods.

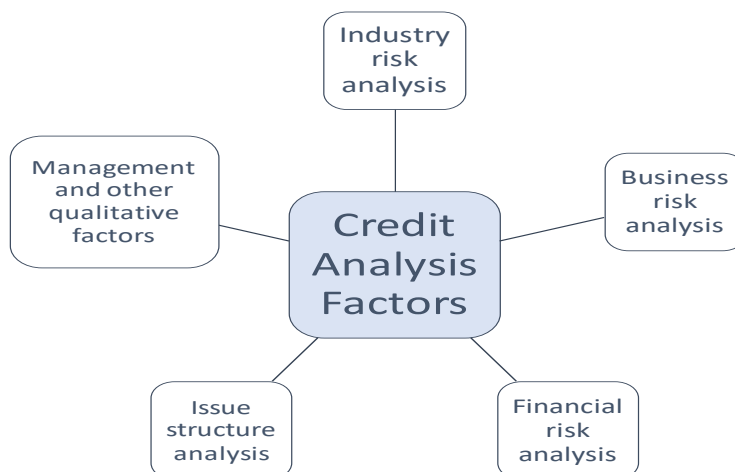
#### Contact:

**Taufiq Kamal**  
Deputy Chief Rating Officer  
[taufiq@marc.com.my](mailto:taufiq@marc.com.my)

**+603 2717 2900**  
[www.marc.com.my](http://www.marc.com.my)

## ANALYTICAL FRAMEWORK

The structure of MARC Ratings' analysis on a port operator mirrors the corporate debt methodology with five broad criteria as follows:



## INDUSTRY RISK ANALYSIS

Among key drivers of industry risk that MARC Ratings will focus on are global trade volume growth, shipping industry dynamics, potential competition from new entrants, and government regulations.

### Trade environment

Exhibit 1: Global trade trend



Source: World Trade Organisation

For a transshipment port, an assessment on global trade will be carried out, using statistics on global trade volume (Exhibit 1) and value of goods traded, among other factors. A transshipment port which has niche routes

such as intra-Asia or Euro-Asia may require a more granular assessment on trade activities along such routes. Typically, MARC Ratings will look at the economic condition of nations which contribute to sizeable portions of overall cargo volume going through such routes.

For a gateway port, MARC Ratings will assess domestic economic conditions that drive import and export activities through the port. In instances where sizeable cargo traffic is derived from a certain sector, such as plantation or electronics, MARC Ratings will assess the sector's resiliency and risk profile. Support by the local government by way of subsidies and grants to bolster certain economic sectors in the hinterlands will also be factored into MARC Ratings' analysis.

## Shipping industry dynamics

Major shipping lines continue to form alliances to consolidate and minimise costs by sharing vessels going through the same routes. A reshuffle in shipping alliances could result in changes in a port of call which could shift its handling volume either positively or negatively. This was evident in 2017 when a major reshuffling of shipping alliances led to the creation of three major alliances which controlled about 77% of the global container market at the time. These new alliances, to some extent, impacted the throughput volume of ports operating in Port Klang. Apart from increasing the bargaining power of shipping liners to the disadvantage of port operators, the reshuffling in 2017 shifted some of the transshipment volume from Port Klang to Port Singapore Authority (PSA).

MARC Ratings will also perform an assessment on major changes in the shipping industry, such as type of vessels and viability of routes. The development of new ships with larger capacities could require ports to invest in new infrastructure and equipment to adequately berth these ships. MARC Ratings will also monitor impacts stemming from security issues along major shipping routes.

## Regulatory risk

For port operators under concessions from the government, MARC Ratings will analyse the concession agreements to identify relevant risk factors. Given the strategic importance of ports to a nation's trade activities, the government, by way of concessions, exerts control over the port operations by setting the tenure, tariff rates and capex programmes, among others. Obtaining a government concession is a high barrier of entry.

These risks will include termination and expropriation risks as well as the requirement for mandatory dredging, if any, to determine the impact on the concession holder. For ports where the tariff mechanism is determined by the government, MARC Ratings will assess and determine the likely impacts of any changes in tariff rates and mechanism on the port's handling volume and earnings.

## Other factors

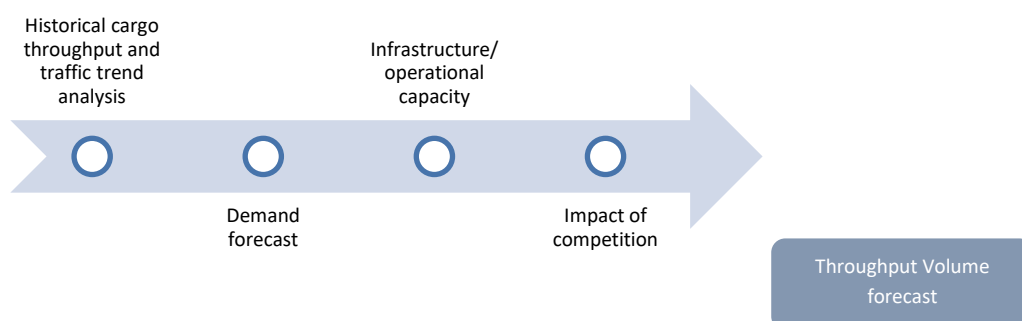
MARC Ratings will also consider the following factors if applicable:

- Environmental issues that could pose challenges to port operation
- Change in governmental support

## BUSINESS RISK ANALYSIS

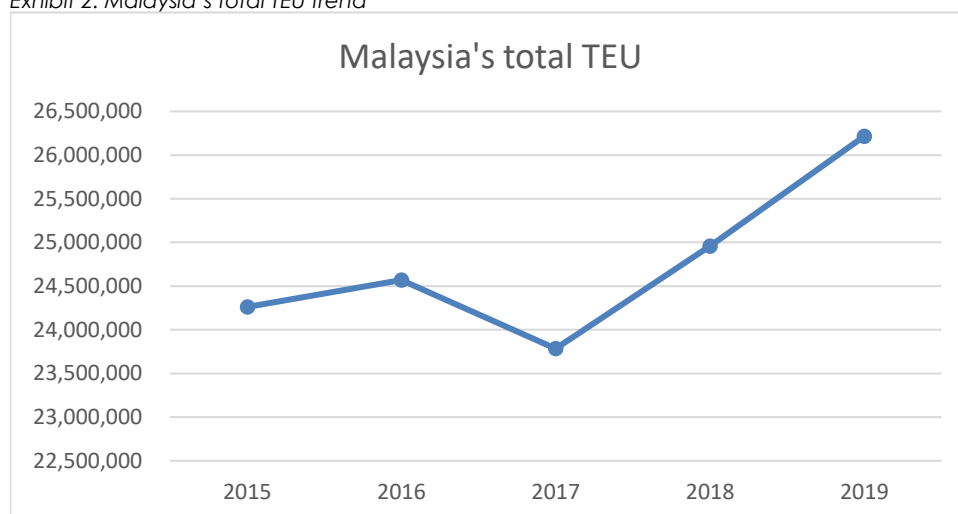
To evaluate the business risk of a port operator, MARC Ratings will consider the following factors.

### Competitive position



A key factor in determining a port's competitive position is its location. Having a strategic location along major transshipment routes will bode well in attracting transshipment cargoes. For a gateway port, MARC Ratings will assess the availability of supporting infrastructure and amenities which will aid the transport of cargoes to and from local economic hubs. Growth prospects for a port over a longer horizon would depend on expansionary plans. In this regard, MARC Ratings will assess the availability of land, capital and regulatory hurdles, if any.

Exhibit 2: Malaysia's total TEU trend



Source: Census and Economic Information Centre (CEIC)

One of the key yardsticks in assessing a port's competitive position is the total cargo handling volume. A port with a strong market position would typically contribute a sizeable portion to the nation's overall cargo volume. MARC Ratings will also consider the availability of viable competing ports. Given the regulated nature of the industry, an absence or lack of viable alternatives could support the port's competitive position. MARC Ratings will assess the port's operational capacity to absorb additional volume from forecast growth in throughput volume and impacts from competition.

## Operational capacity

In an effort to optimise cost, shipping liners are more inclined to employ big vessels capable of carrying more than 20,000 twenty-foot equivalent units (TEU). These large vessels will require a deep channel to berth. MARC Ratings will identify the types of ships typically used on routes serviced by the port operator and assess the port's ability to berth such vessels. In the event new vessels are introduced and they are seen to be gaining preference with major shipping liners, an assessment of the port's capability to berth such vessels will be carried out.



Apart from channel depth, MARC Ratings will also examine congestion levels of the port relative to its peers and the industry benchmark. Key operational metrics examined are the average turnaround time and average wait time. If the port experiences congestion, MARC Ratings will consider the port operator's planned capex to improve congestion metrics as part of its assessment on the port's competitiveness in this regard. A sustained increase in the congestion metrics levels will be given more weightage particularly if there are viable competing ports with considerably lower congestion metrics.

## Client concentration

MARC Ratings will assess the port's customer profile, focusing on client concentration level against its peers. If a customer accounts for more than 10% of the port's overall revenue, MARC Ratings will consider this as a concentration risk from a rating standpoint. However, MARC Ratings will consider the length of relationship, contractual obligations, and shareholding linkages with major customers as mitigating factors.

## Capex programme

Port operators will generally undertake routine maintenance capex to address siltation and congestion issues to remain competitive. Some ports that have reached bottleneck utilisation levels may undertake expansion that could be costly. In this regard, MARC Ratings will examine the size of the port's capex programme relative to its earnings and debt repayment profile. While having a smaller proportion of capex relative to earnings is viewed more positively, MARC Ratings will also consider the risk of underinvestment to gauge operational efficiencies and highlight such risk as and when appropriate.

## FINANCIAL RISK ANALYSIS

For a port operator, an assessment of its historical performance and financial results will reflect its resiliency towards trade and economic trends. It will also provide an overall insight into the company's business strategy and internal policy. The assessment is divided into four parts: profitability, cash flow protection, capital structure and financial flexibility.

### Profitability

MARC Ratings will assess the port operator's profitability trend through revenue breakdown, operating profit, pre-tax profit and net profit over a five-year period. Important ratios used include operating profit margin and operating profit before interest cover. A sharp reduction in throughput volume would result in earnings deterioration. For port operators, lease rental can be one of the largest components of its operating expenses. The profitability measures and indicators are benchmarked against our other rated ports to ascertain the appropriate risk scoring.

*Exhibit 3: Profitability metrics*

Key metric	Formula
Operating profit margin	Operating profit/revenue
OPBITDA	Operating profit before interest, tax, depreciation, and amortisation
OPBITDA interest cover	OPBITDA/interest expense

## Cash flow coverage

Cash flow represents the principal source of repayment for the port operator's debt obligations. MARC Ratings will focus on cash flow from operations (CFO) as the key indicator to measure debt servicing ability rather than other indicators such as earnings before interest, tax, depreciation and amortisation which are not sensitive to working capital deterioration. CFO is typically defined as pre-tax profit adjusted for items not involving movement of funds, principally depreciation, amortisation and other non-cash items, excluding interest and after movements in working capital.

MARC Ratings will derive ratios such as CFO interest coverage and CFO debt coverage to assess debt servicing capacity. The rating agency will also assess free cash flow (FCF) to determine the magnitude of discretionary items such as capex and dividend payout. Any cash deficits due to high dividend payout or working capital changes unrelated to business development, as opposed to being used as capital investment will be viewed negatively.

As the ratings are forward-looking, MARC Ratings will need to evaluate cash flow projections, taking into account the appropriateness of the assumptions. For port operators, the assumptions are normally applied to throughput growth rate, port tariff rate, capex, taxation and dividend policy, among others. Cash flow projections will be stressed to assess the impact of lower throughput volume, a surge in operating cost, loss of significant clients and an economic or market downturn. In the case of an issuance, MARC Ratings will monitor the issuer's ability to abide by financial covenants under base and sensitised cash flow projections.

*Exhibit 4: Cash flow protection metrics*

Key metrics	Formula
CFO interest cover	CFO/interest paid
CFO debt cover	CFO/total debt
FCF	CFO – capex – dividends paid
FCF debt cover	FCF/total debt

## Capital structure

MARC Ratings will focus on the port operator's borrowings and equity composition. As the life of a port business tends to be long, the debts can be long term in nature with no specific amortisation profile and are likely to be refinanced by new debt or other forms of external capital at maturity. Lack of progress in securing financing for significant upcoming debt maturities would heighten credit risk. For a port that demonstrates a strong cash flow generation ability and is expanding, MARC Ratings may exercise a higher tolerance level on leverage position relative to the rating band. MARC Ratings will monitor the actual debt-to-equity (DE) ratio against the covenanted DE ratio, if any, in the course of its rating.

## Designated accounts

The purpose of each account eg. Finance services reserve account, finance service account, disbursement account, revenue/collection account, sinking fund account and etc will be identified by the analyst. Requirement to maintain a minimum balance in the designated account which helps mitigate liquidity risk is also considered in MARC's analysis.

## MANAGEMENT AND OTHER QUALITATIVE FACTORS

Management is assessed for its role in embarking or implementing long term strategies for a sustainable competitive advantage. MARC views the strength of management team to be key in determining the port's ability to be competitive.

Common parameters when assessing a port's management include:

- Innovation and flexibility in reacting to challenges and changes
- Line of succession and strength and depth of management
- Business philosophy, effectiveness of organization structure and corporate culture
- Corporate governance
- Strategic planning
- Financial risk tolerance/policies
- Labour relations
- Ownership structure and shareholder support

*Exhibit 5: Capital structure metrics*

Key metrics	Formula
DE	Total debt/total equity
Net DE	(Total debt - cash and bank balance)/total equity
Short-term DE	Total short-term debt/total equity
Long-term DE	Total long-term/total equity

## Financial flexibility

Unrestricted cash reserves are considered as core liquidity. MARC Ratings also considers the accessibility to capital markets, available funding lines as well as the strength of shareholders as factors to assess financial flexibility. Potential constraints on financial flexibility such as legal claims or potential environmental liabilities will be considered.



## ISSUE STRUCTURE AND TERMS

An issue structure may influence the port operator's credit risk, thus an issue structure analysis is crucial to identify its effects on the probability of default. MARC Ratings will evaluate the issue structure and terms, particularly in terms of the issue size, tenure, type and ranking of the debt, repayment waterfall and schedule, designated accounts as well as covenants and restrictions on dividend payouts.

The issue size and tenure should be in some way related to the assets and activities financed by the instrument. MARC Ratings also views positively on clearly defined utilisation of proceeds. Stringent covenants generally provide protection to bondholders/sukukholders as issuers would need to adhere to a disciplined approach to financial management.

For port and port-related issuers, some of the common structural features and bond covenants analysed by MARC Ratings are as follows.

### **Minimum debt/finance service coverage ratio (DSCR/FSCR)**

The minimum DSCR/FSCR is the minimum coverage of debt/financing obligations by cash flow generated by operations. Under our rated port issuances, DSCR/FSCR is usually represented by beginning cash balance and net cash flow before debt service to the total debt service. High minimum DSCR/FSCR provides strong cash flow protection to the bondholders; however, issuer's growth may be hampered as it restricts the company from making any one-time investment that requires large cash outflow. Minimum DSCR/FSCR also places control on distribution such as dividends and advances.

### **Maximum debt/finance to equity (DE/FE) ratio**

The DE/FE ratio represents the issuer's total debt relative to its total shareholders' funds. Such covenant limits the issuer from incurring additional debt and also affects recovery post default. MARC Ratings monitors the issuers' historical DE/FE ratio as well as the forecasted trend for the entire issuance tenure.

### **Designated accounts**

The purpose of each account, e.g. the finance service reserve account, finance service account, disbursement account, revenue/collection account, sinking fund account, etc, will be identified by the analyst. The requirement to maintain a minimum balance in the designated accounts, which helps mitigate liquidity risk is also considered in MARC Ratings' analysis.

## MANAGEMENT AND OTHER QUALITATIVE FACTORS

Management is assessed for its role in embarking or implementing long-term strategies for a sustainable competitive advantage. MARC Ratings views the strength of the management team to be key in determining the port's ability to be competitive.

Common parameters when assessing a port's management include:

- Innovation and flexibility in reacting to challenges and changes
- Line of succession and management's strength and expertise
- Business philosophy, effectiveness of organisational structure and corporate culture
- Corporate governance
- Strategic planning
- Financial risk tolerance/policies
- Labour relations

MARC Ratings will also consider a port's ownership structure and shareholder strength and past evidence of shareholder support extended to the port.

---

Disclaimer

---

Copyright © 2025 MARC Ratings Berhad and any of its subsidiaries or affiliates ("MARC Ratings") have exclusive proprietary rights in the data or information provided herein. This report is the property of MARC Ratings and is protected by Malaysian and international copyright laws and conventions. The data and information shall only be used for intended purposes and not for any improper or unauthorised purpose. All information contained herein shall not be copied or otherwise reproduced, repackaged, transmitted, transferred, disseminated, redistributed or resold for any purpose, in whole or in part, in any form or manner, or by any means or person without MARC Ratings' prior written consent.

This report is strictly confidential and privileged and is intended solely for the information and benefit of the addressee or recipient. If you are not the intended recipient, and/or have received this report in error, please delete this report and do not copy, disseminate, distribute or disclose the content of this report to any other person.

Ratings are solely statements of opinion and therefore shall not be taken as statements of fact under any circumstances. The information which MARC Ratings relies upon to assign its ratings includes publicly available and confidentially provided information obtained from issuers and its advisers including third-party reports and/or professional opinions which MARC Ratings reasonably believes to be accurate and reliable to the greatest extent. MARC Ratings assumes no obligation to undertake independent verification of any information it receives and does not guarantee the accuracy, completeness and timeliness of such information. MARC RATINGS OR ITS AFFILIATES, SUBSIDIARIES, DIRECTORS AND EMPLOYEES DISCLAIM ANY WARRANTY, EXPRESS OR IMPLIED, INCLUDING BUT NOT LIMITED TO ANY WARRANTY AS TO THE ACCURACY, COMPLETENESS OR TIMELINESS OF ANY INFORMATION CONTAINED HEREIN FOR ANY PARTICULAR PURPOSE AND SHALL NOT IN ANY EVENT BE HELD RESPONSIBLE FOR ANY DAMAGES, DIRECT OR INDIRECT, CONSEQUENTIAL OR COMPENSATORY, ARISING OUT OF THE USE OF SUCH INFORMATION. MARC will not defend, indemnify or hold harmless any user of this report against any claims, demands, damages, losses, proceedings, costs and/or expenses which the user may suffer or incur as a result of relying on this report in any way whatsoever. Any person making use of and/or relying on any credit analysis report produced by MARC Ratings and information contained therein solely assumes the risk in making use of and/or relying on such reports and all information contained therein and acknowledges that this disclaimer has been read and understood and agrees to be bound by it.

A credit rating is not a recommendation to buy, sell or hold any security and/or investment. Any user of this report should not rely solely on the credit rating and analysis contained in this report to make an investment decision in as much as it does not address non-credit risks, the adequacy of market price, suitability of any security for a particular investor, or the tax-exempt nature or taxability of payments made in respect to any security concerned.

Ratings may be changed, placed on MARCWatch, suspended or withdrawn at any time for any reason at the sole discretion of MARC Ratings. MARC Ratings may make modifications to and/or amendments in credit analysis reports including information contained therein at any time after publication as it deems appropriate.

MARC Ratings receives fees from its ratees and has structured reporting lines and compensation arrangements for its analytical members in a manner designed to promote the integrity of its rating process, and to eliminate and/or manage actual and/or potential conflicts of interest.

---

© 2025 MARC Ratings Berhad

Published and printed by:

**MARC RATINGS BERHAD** 202001041436 (1397757-W)  
19-07, Level 19, Q Sentral, 2A Jalan Stesen Sentral 2, Kuala Lumpur Sentral, 50470 KUALA LUMPUR  
Tel: [603] 2717 2900 Fax: [603] 2717 2920  
E-mail: [ratings@marc.com.my](mailto:ratings@marc.com.my) Website: [www.marc.com.my](http://www.marc.com.my)